



2025

2026 5 28

			1
1.	2025		2
2.	2025	2026	8
3.	2025		11
4.	2025		12
5.		2026	13
6.			16
7.			24
1.		2025	25
2.		2025	29
3.		2025	33

2026 5 28 15:00

B 2

1 2025

2 2025 2026

3 2025

4 2025

5 2026

6

7

2025

2025

2025

	6
	13
	18
-	2
-	6
-	3
-	6
-	1
	37

+

2025

"

"

/

2025

"

"

" 2025

"

2

A+H

253

		63
		4
		48
		115
		75
		4
		59
		138
		253

"

-- 2024

"

3

"

"

2025

700

3

24

100

/

3

7

2026

2026

"

"

1

2026

2026

2025

2026

2025

1

1

		2025		2024		
		1, 830, 428	22. 62%	1, 579, 161	22. 72%	15. 91%
		6, 261, 458	77. 38%	5, 372, 108	77. 28%	16. 55%
		8, 091, 886	100. 00%	6, 951, 269	100. 00%	16. 41%
		1, 909, 585	43. 75%	1, 816, 890	52. 49%	5. 10%
		2, 455, 093	56. 25%	1, 644, 598	47. 51%	49. 28%
		4, 364, 677	100. 00%	3, 461, 488	100. 00%	26. 09%
		2, 418, 626	55. 41%	1, 812, 224	52. 35%	33. 87%
		53. 94%		49. 80%		4. 14

2025

114. 06

90. 32

4. 14

2

	2025		2024		
	3, 193, 427	100%	3, 029, 143	100%	5. 42%
	- 1, 184		- 48, 489		97. 56%
	2, 720, 872	85. 20%	2, 601, 771	85. 89%	4. 58%

2025

16. 43

11. 91

4. 73

2

1

	2025	2024	
	3, 534, 828	3, 421, 735	3. 31%
	2, 466, 626	2, 577, 052	-4. 28%
	1, 068, 202	844, 683	26. 46%
	30. 22%	24. 69%	5. 53

2025

11. 31

37. 61

2025

11. 04

2025

5. 53

2

	2025	2024	
	171, 524	149, 974	14. 37%
	4. 85%	4. 38%	0. 47
	222, 370	188, 002	18. 28%
	6. 29%	5. 49%	0. 8
	83, 353	68, 648	21. 42%
	2. 36%	2. 01%	0. 35

2025

3. 44

2. 15

1. 47

3

2025

2024

285, 333

241, 628

18. 09%

269,

5. 85 4. 37 9. 10

3

	2025	2024	
	671, 000	597, 732	12. 26%
	- 772, 357	- 367, 203	- 110. 34%
	276, 970	- 147, 226	288. 13%

2025

7. 33

40. 52

56. 60

42. 42

2026

1

2026

6, 700

1. 9

0. 3

400

2

2026

150

3

2026

950

54%

2025

2025		2, 317, 618, 764	
	2, 853, 332, 040		2025 12 31
11, 403, 696, 367			
	2025	2, 078, 995, 649	
0. 55 /		1, 142, 571, 087	
	40. 04%		2025 12
2025		0. 34 /	705, 982, 001
	2, 578, 000 A		
2, 078, 995, 649		0. 21	436, 589, 086

2025

2025

www.sse.com.cn

www.hkexnews.hk

www.huaxi.ncem.com

2025

3

1

2003 , 2001

, 2004

, 2022

/ 5

/

2008

2005

2025

2

/

2001

1998

2002

2024

9

/

2

3

4

2025

1

2026

2

2026

2025 12 31

226.48

95.39

3301

97.71

2025 12

26.13%

43.14%

	2,264,852
	977,133
	2,254,607
	10,245

1		80,000			111,600	94.00%	337,339	217,133	120,206	146,385	13,706
2		10,000			30,000	100.00%	353,280	166,360	186,920	209,427	46,670
3		1,000			6,500	100.00%	5,792	4,195	1,597	1,697	-490
4		15,000			50,000	59.00%	141,039	40,906	100,133	124,817	23,292
5		6,000			50,000	100.00%	96,859	23,367	73,492	73,600	1,126
6		5,000			14,000	100.00%	48,201	18,942	29,259	45,812	3,137
7		15,000			10,000	51.00%	41,838	15,573	26,265	20,177	4,705
8		14,000			15,000	100.00%	25,839	10,841	14,998	-	-3
9		5,000			32,700	70.00%	72,607	13,332	59,275	35,240	-685
10		2,000			5,000	70.00%	20,955	5,818	15,136	21,336	-577
11		10,000			20,000	100.00%	72,090	24,578	47,512	-	10,231
12		676,000			430,000	58.26%	961,079	684,371	276,708	112,718	-12,120

13	6,000	20,000	100.00%	37,868	21,837	16,032	4,690	3,306
14	4,000	12,000	100.00%	64,272	25,689	38,583	47,887	9,603
15	28,000	24,000	100.00%	91,389	44,566	46,823	46,131	5,192
16	15,000	10,000	100.00%	27,846	15,381	12,465	17,334	2,887
17	11,000	24,900	100.00%	74,489	35,942	38,548	27,082	3,078
18								

8

8

28		8,000			8,000	80.00%	70,176	27,957	42,219	43,712	1,278
29		22,000			13,000	100.00%	140,267	93,243	47,024	45,974	-2,263
30		20,000			10,000	100.00%	33,943	24,789	9,154	16,987	-831
31		1,000			2,400	100.00%	12,342	9,578	2,764	2,357	227
32		60,000			14,000	100.00%	101,183	63,142	38,040	66,748	4,710
33		5,000			27,000	100.00%	53,365	13,962	39,403	30,218	2,396
34		6,000			9,500	69.00%	30,017	6,765	23,252	19,000	1,713
35		7,000			10,000	100.00%	43,455	13,466	29,989	19,298	1,433
36		32,000			38,200	100.00%	83,456	48,602	34,853	31,855	2,062
37		4,000			14,000	100.00%	32,091	12,732	19,360	12,436	-1,287
38	()	10,000			39,000	100.00%	92,456	47,851	44,605	36,867	2,613
39	()	1,000			3,000	65.00%	6,134	1,040	5,095	5,578	1,244
40	()	1,000			5,000	100.00%	7,475	2,308	5,167	8,274	118
41		3,000			30,000	100.00%	17,789	3,517	14,272	9,357	788
42		5,000			10,000	80.00%	26,647	35,359	-8,712	22,931	2,135

43	2,000		50,000	100.00%	94,838	23,329	71,510	23,299	3,071
44	2,000		36,090						


57	Portland Cement (Malawi) Limited	2,000			1,579	100.00%	91,811	76,122	15,689	44,321	7,859
58	EMBU S.A. ENGENHARIA E COMÉRCIO	2,000			14,150	100.00%	60,513	22,290	38,223	36,087	5,867
59	Lafarge Africa Plc.	6,000	Gbenga Oyebode		8,053,899	83.81%	582,960	247,980	334,980	180,543	42,034
60	()	50,000			20,000 19,643	100.00%	787,963	407,611	380,352	1,018	40,643
61		1,376			25.5	100.00%	100,572	134,245	-33,673	31,651	-8,295
62	()	1,925			4,950	100.00%	34,651	15,032	19,619	-	28
63		50,000			10,000	100.00%	616	2,812	-2,196	-	-373

1			
2	()	()	Natal Portland
Cement (Pty) Ltd	NPC		
		225.46	

1
2
3

	2025 12 31		97.71
2025 12		26.13%	0

70%



▣

@?¡\$ @%ú\$ Ðw•

" "

" "

1960 , Bul l Capi tal
Partners Ltd. , REF
Hol di ngs Li mi ted : 1631 2021 4

2025

1

13

6

	13	13	3	0	0	6

2025

2

17

6

3

4

5

6

2025

1

" "

2025

2025

, 1968 ,
2021 4

2025

" "

1

2025

13

6

	13	13	3	0	0	6

2025

2

16 3 6
6 1
3 1
2 Olivier Mlhaut
Olivier Mlhaut
3
2024 2024
2024 2024
2024 2025
2025
2025 &
2025 2026
2025 : 1 —
2 3 2024
2025 2024
2025 KPI 4 2025 A
2025 A 5 2025 A
6 2025 A
A
1
2 3 2025
4
3

4

5

6

2025

1

2

2025

" "

2025

2025

1970 3

2021 4

2023m 7

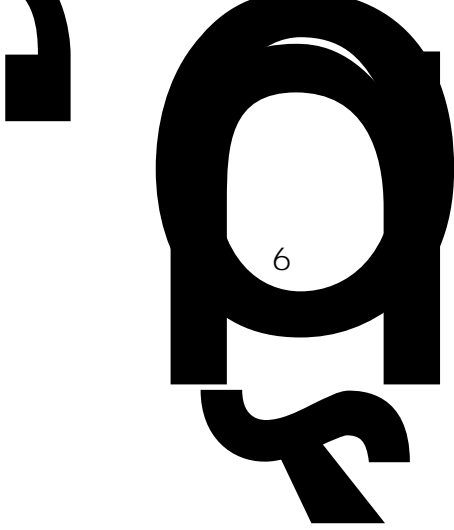
300168

u

2022

2

16 6 3
1 6
6
1 2024
2 2024 3 2025
4 2024 5
2024 6 2025
7 8 2025
9 2025 10 2025
11 2026 &
1 2024 2 2024 3
2025 &
1 2024
2024
2 2025
3
4 2025 &
5 2025



2025

2026

&

3

4

5

P E > | i @ - (!

Ä

2025 8

1

2

2025

2024

2025

2025


2025

3

2025

2026

2026 5 28



1972 9

1994

7



2006 6

1994 8 2006 6

1998 6 2006 10

2006 10 2010 9

2010 9 2011 9

2011 9 2014 2

2014 2 2016 9

2016 9 12

2016 12 2021 7

2021 7 88#

2026 4